

SYLLABUS OF CLASS : VI (2025-26)

Let's get started with our meticulous Thinking and Planning.

INDEX

S.No.	Content	Pg.No.
1.	Index	1
2.	Instructions for Students	2
3.	Instructions for Parents	3
4.	Instructions for Teachers	4
6.	Evaluation Scheme	5-6
7.	English	7 - 12
8.	Hindi	13 - 19
9.	Mathematics	20 - 24
10.	Science	25 - 30

S.No.	Content	Pg.No.
11.	Social Science	31 - 37
12.	Sanskrit	38 - 43
13.	Computer	44- 47
14.	Life Skills & G.K	48- 53
15.	Art & Craft	54
16.	Music	55-56
17.	Library & Physical Education	57
18.	Vedic Maths	58
19.	Enrichment Activities	59-63

Instructions for Students

1. Students should fill the index properly.
2. Cover and label the books and notebooks properly.
3. Start the work everyday with proper date, day, classwork/ homework and the name of the lesson.
4. Write the ' Thought of the day' at the beginning of each chapter
5. Underline the headings of the lesson /Topic with a scale and pencil and do corrections' work after every topic/lesson
6. Do neat and tidy work and draw Finishing Line after every answer.
7. Paste flap of word meanings for every chapter in the book.
8. Use pencil for geometry work, pictures, web charts & map work.
9. Highlight the important lines in book with yellow colour highlighter.
10. Use your left hand to activate your right brain.
11. Students should avoid over-writing, cutting and tearing of pages from books and notebooks.
12. Practice meditation or relaxation exercise after every period.
13. Pack your bag according to the time-table for the day.
14. Spare some time aside for self study and revision of the concepts.
15. **Students will perform Art Integrated Activities (Trans Disciplinary Projects) to make learning experience more effective and joyful.**



Special Note:

All the instructions should be read by the students in the class in the presence of the teachers.

Instructions For Parents

1. Parents should be particular about the respect and dignity of the teachers and management.
2. Attend PTM regularly to discuss the progress of the child.
3. Check the almanac of your ward daily and sign it.
4. Parents should follow the school norms given in the Almanac.
5. Try to communicate with the teachers through Almanac.
6. Kindly consult the Almanac for all kinds of information regarding school activities, planner, date sheet, PTMs.
7. Give healthy diet to your child like sprouts, almonds, green vegetables, fruits and milk.
8. Converse in English with your child at home and help him/ her develop the habit of reading
9. Spend quality time with your child and listen to his/ her concerns.
10. Never rebuke your child from expressing himself/ herself.
11. Parents are not allowed to intervene students or teachers during school hours. If necessary, come only after 1:45 p.m. to meet the teachers (with a prior information).
12. Keep a strict eye on the behaviour of your child. Your ***loving and careful*** attention is very much necessary for your child's development.
13. Teachers Check the books/ notebooks of your ward on regular basis and coordinate with the subject teachers (If required) via phone call or WhatsApp.
14. Send your ward to school regularly and send a leave application for any leave required duly signed by you stating the reason for taking leave.



Instructions For Teachers



1. Read the “Teacher’s Perfection” book from time to time and work accordingly.
2. Teachers should plan everything systematically before entering in the class.
3. Two minutes meditation/ relaxation exercise should be conducted before commencing the teaching.
4. Teachers must give the revision of class work as home assignment on daily basis.
5. It is the duty of the class teacher to conduct all the activities mentioned in the almanac.
6. English Conversation is a must so teachers must make it mandatory for every child to converse in English.
7. Teachers must do the checking work side by side. They should not pile up their work for the next day.
8. All the subject teachers should clear the general concepts before the beginning of the new chapter.
9. Question answers given at the back of the chapter and in between the chapter must be discussed in the class for the complete knowledge of the subject.
10. Teachers should pay attention that long and descriptive questions should be done in the class by the students (don’t dictate) and objective type questions i.e match the following, fill ups, exercises of work book should be given as home work which will further be cross checked the next day.
11. Teachers must take a short class test after the completion of each topic to check the concept clarity of the students.
12. It is mandatory for all the Subject Teachers to adopt and implement Art Integrated Activities (Trans Disciplinary Projects) to make teaching learning experience joyful and competency based.

Evaluation Scheme For Session 2025-26

Instructions For Assessment

1. There will be two terms –Mid Term and Final Term ,the students have to clear both to be promoted to the next class.
2. Mid Term includes Cycle Test I and Half Yearly Exam.
3. Final Term includes Cycle Test II and Annual Exam.
4. **Marks Distribution for Mid Term and Final Term is given below:-**

Type of Assessment	Assessment	Weightage	Total Marks	Term 1 & Term 2
Term 1 Cycle Test-1	20	5	20	50
Multiple Assessment	5	5		
Portfolio	5	5		
Subject Enrichment	5	5		
Mid Term Examination	80	30	30	
Term 2 Cycle Test-2	20	5	20	50
Multiple Assessment	5	5		
Portfolio	5	5		
Subject Enrichment	5	5		
Final Term Examination	80	30	30	
Total Marks				100

- 1) **Multiple Assessment-** Marks will be given based on a variety of assessment strategies. These strategies can include quiz, orals tests, research work.
- 2) **Portfolio-** Marks will be allotted according to the progress, development, and achievements of the child across different areas of learning .
- 3) **Subject Enrichment Activities** in all the subjects will comprise of the various techniques like Reading/Group Discussion/Dictation/Debate/Public speaking/Project Work etc. for language and Lab activity / Project/Map- Work Model Making / Field Trip Etc.

GRADE KEY Scholastic Grades

A1	Excellent	91% - 100%
A2	Very Good	81% - 90%
B1	Good	71% - 80%
B2	Fair	61% - 70%
C1	Satisfactory	51% - 60%
C2	Average	41% - 50%
D	Unsatisfactory	33% - 40%
E	Needs Improvement	32 and below

GRADE KEY Co-Scholastic Grades

Grade	Points	Remarks
A	3	Outstanding
B	2	Very Good
C	1	Fair

ENGLISH - GRADE VI (2025-26)

(Text Book- POORVI

Grammar - Grammar Gear)

Month (Days)	Name of the Chapter	Key Concept	Activity
April (21 Days)	<u>Poorvi</u> Unit-1: Fables And Folk Tales Ch-1: A Bottle of Dew Poem-1: The Raven And The Fox <u>Grammar Gear</u> Ch-1 Functions of Noun Ch-2 Adjectives Ch-3 Adjectives-Order & Position Ch- Vocabulary (Homophones) Writing Section: Message Writing Phonics: Page 11 to 14	<ul style="list-style-type: none"> • Learning the values of gratefulness and appreciation of nature's gifts. • Learning never to trust strangers • To learn the use of noun as subject and object • To learn about describing words and their correct order • To enhance the word bank • To learn how to write a message 	<ul style="list-style-type: none"> • Make a Gratitude Jar • Using origami sheet and popsicle stick to make a stick puppet of a fox • Imagine your mother has gone out to the market and you received a call from her friend to tell her about the confirmation of the train tickets to Goa. Write a message for your mother as you are going out to play. Basic Structure in Language Ch-4
	<u>Poorvi</u> Unit-2: Friendship Ch-2: The Unlikely Best Friends <u>Grammar Gear</u> Ch-9 : Verbs Ch-10: Objects of Verbs Ch-11: Verbs-Transitive & Intransitive Ch-Vocabulary (Question Tags) Writing Section: Essay Writing Phonics: Page 15 to 20 Comprehension-1 (Pg-193)	<ul style="list-style-type: none"> • Learning the power of friendship which helps to overcome differences. • To learn about types of objects & verbs • To enhance the word bank • To learn how to write an essay 	<ul style="list-style-type: none"> • Present a scene from the story. • Write an essay on the topic Labour Day or Buddha Purnima Basic Structure in Language Ch-5 & 6

<p>July (24 days)</p>	<p><u>Poorvi</u> Poem-2: A Friend's Prayer Ch-3 The Chair</p> <p><u>Grammar Gear</u> Ch-12 Adverbs- Kinds & Position Ch-13 Formation of Adverbs Ch-19 Active & Passive Voice Ch-23 Subject Verb Agreement</p> <p>Writing Section: Informal Letter Writing Phonics: Page 20 to 27 Comprehension-2 (Pg-195)</p>	<ul style="list-style-type: none"> • Learning importance of friends in life. • Learning the magic of perspective and imagination. • To learn about the meaning & types of words modifying verbs • To learn to form adverbs • To learn about transformation of sentences • To learn how subject agrees with the verb to frame a meaningful sentence • To learn how to write a letter to friends and family members 	<ul style="list-style-type: none"> • Write a self-composed poem for your friend. • On an A4 size sheet draw this idea of the Magical Chair. • Write a letter to your Grandmother who was unwell from last few days. <p>Basic Structure in Language Ch-3</p>
<p>August (19 days)</p>	<p><u>Poorvi</u> Unit-3 Nurturing Nature Ch-4 Neem Baba Poem-3 What a bird thought</p> <p>Unit-1 Fable and Folk Tales Rama to the Rescue</p> <p><u>Grammar Gear</u> Ch-4 Articles Ch-14 Pronouns Ch-15 Exclamatory Sentences & Interjections Ch-Vocabulary (Useful expressions)</p> <p>Writing Section: Dialogue Writing Phonics: Page 28 to 32</p>	<ul style="list-style-type: none"> • Learning the importance of Neem and spreading environmental awareness. • Learning to observe keenly to satisfy the curiosity. • Learning about courage loyalty and mythology. • To learn about types of articles • To learn about words which replace Nouns • To learn about the words and sentences which express sudden feelings • To enhance the word bank • To learn how to write a conversation 	<ul style="list-style-type: none"> • Create a poster on the uses of Neem. • Using used material make a model of bird of your choice. • Using A4 size sheet make a comic strip summarizing the story-Rama to the Rescue. (Term-1 Activity) • Write a dialogue between the frog and the nightingale on the basis of story written by Vikram Seth. <p>Basic Structure in Language Ch-1</p>
<p>September</p>	<p>Revision & Mid Term Examination</p>		

<p>October (16 days)</p>	<p><u>Poorvi</u> Unit-4 Sports and Wellness Ch-5 : Change of Heart Poem-4: The Winner</p> <p><u>Grammar Gear</u> Ch-5 The Perfect tense Ch-6 The Simple, Continuous & Perfect Tenses Ch-16 Conjunctions Ch-Vocabulary (Phrasal Verbs)</p> <p>Writing Section: Postcards, Invitations Phonics: Page 33 to 41 Comprehension-3 (Pg-196)</p>	<ul style="list-style-type: none"> • Learning about transformation of mindset • Learning the importance of hardwork, preservice and winning spirit. • To learn about types of tenses • To learn about the meaning & types of words which join sentences and words • To learn how to write a postcard • To enhance our vocabulary • To learn how to write an invitation to invite someone. 	<p>Write a Diary entry imagining a change in any of your bad habit.</p> <ul style="list-style-type: none"> • Frame sentences using different flash cards of preposition and conjunctions • Write the postcard to your friend-Sonu, thanking him for the birthday gift he had sent you in not more than 50 words. <p>Basic Structure in Language Ch-7</p>
<p>November (20 days)</p>	<p><u>Poorvi</u> Ch-6 : Yoga- A way of life</p> <p>Unit-5 Culture & Tradition Ch-7 Hamara Bharat Incredible India Poem- 5 The Kites</p> <p><u>Grammar Gear</u> Ch-7 The Present & Past Perfect Continuous Tenses Ch-8 Expressing the Future Ch-17 Prepositions Ch-Vocabulary (Idioms)</p> <p>Writing Section- Formal Letter Writing Phonics : Pg 42 to 51 Comprehension-4 (Pg-197)</p>	<ul style="list-style-type: none"> • Learning importance of yoga and mindfulness. • Appreciating national pride and cultural diversity. • To learn more about types of tenses • To learn about the meaning & types of position words • To enhance our vocabulary • To learn how to write a letter to any official person 	<ul style="list-style-type: none"> • Using sticks show case any yoga asana. • Make a collage on “ Incredible India” • Design your own kite and write your wishes on it. • Write a letter to the principal of your school drawing the attention towards the careless attitude of your peers. <p>Basic Structure in Language Ch-2</p>

<p>December (23 days)</p>	<p><u>Poorvi</u> Ch-8 Ila Sachani: Embroidering Dreams with her feet</p> <p><u>Grammar Gear</u> Ch-18 Phrases-Kinds Ch-21 Sentences, Phrases and Clauses Ch-24 Direct Indirect Speech Ch-Vocabulary (Words often Confused)</p> <p>Writing Section- Story Writing Phonics : Pg-52 to 60</p>	<ul style="list-style-type: none"> • Learning the ability to overcome challenges with optimistic outlook • To learn more about the meaning and types of phrases • To learn about the difference among sentence, phrase and clauses • To enhance our vocabulary • To learn how to write a story with given situation. 	<ul style="list-style-type: none"> • Research and present the life of any famous personality who overcame disabilities. • Unscrambling the words to form the sentence and tell the type of sentence. <p>Basic Structure in Language Ch-9</p>
<p>January (17 days)</p>	<p><u>Poorvi</u> Poem-6 National War Memorial Unit-6 Nurturing Nature Spices that heal us.</p> <p><u>Grammar Gear</u> Ch-20 Punctuation Ch-22 Sentences-Simple, Compound and Complex</p> <p>Writing Section- Article Writing Phonics: Pg-61 to 64 Comprehension-5 (Pg-200)</p>	<ul style="list-style-type: none"> • Learning about the sacrifices of Soldiers • Learning the medicinal value of different spices. • To learn the importance of using Punctuation marks • To learn about the types of sentences • To learn how to write an article 	<p>Write Thank-You notes for Soldiers.</p> <p>On an A4-size sheet, make, Spice-Chart with pictures and uses. (Term-2 Activity)</p> <ul style="list-style-type: none"> • Frame 5 sentences of each type of sentence • Write an article on the topic – A stitch in time saves nine <p>Basic Structure in Language Ch-8</p>
<p>February</p>	<p>Revision & Final Examinations</p>		

SYLLABUS & BLUE PRINT CYCLE TEST I (5.05.2025)			
Section.	Detail	No. of Ques. X Marks	Marks
Sec A Reading	A-1 Unseen Passage	4 x 1	4
Sec B Writing & Grammar	B-1 Message Writing B-2 Grammar: Ch 1 to 3 Ch-Vocabulary(Homophones)	1 x 4 6 x 1	10
Sec C Literature	C-1 Short Questions C-2 Objective Questions (like Fill ups / MCQs) Ch-1 A bottle of dew	2 x 2 1 x 2	6
		Total	20

SYLLABUS & BLUE PRINT CYCLE TEST II (12.12.2025)			
Section.	Detail	No. of Ques. X Marks	Marks
Sec A Reading	A-1 Unseen Passage	4 x 1	4
Sec B Writing & Grammar	B-1 Formal Letter Writing B-2 Grammar: Ch 16 and 17 Ch- Vocabulary • Phrasal verbs • Idioms	1 x 4 6 x 1	10
Sec C Literature	C-1 Short Questions C-2 Objective Questions (like Fill ups / MCQs) Ch-5 Change of Heart	2 x 2 1 x 2	6
		Total	20

BLUE PRINT & SYLLABUS- MID TERM EXAM (24.09.2025)

Section	Description	Marks	Total
Sec A Reading	A-1 Unseen Passage A-2 Unseen Poem/Case Based Unseen Passage	8 x 1 7 x 1	15
Sec B Writing & Grammar	B-1 Essay Writing B-2 Informal Letter Writing B-3 Message/Dialogue Writing B-4 Grammar: Ch 4, 9 to 15,19,23 Vocabulary: (*Homophones *Question Tags *Useful Expressions) <i>Few questions of Eng. Grammar can be in MCQ form</i>	1 x 5 1 x 5 1 x 5 25x1	40
Sec C Literature	C-1 Seen Passage / Seen Poem C-2 Short Q./Ans C-3 Long Q./Ans C-4 Word Meanings C-5 Back Exercises C-6 Phonics (Pg 24 to 30) <i>(C1/C4/C5/C6 can be in form of MCQ)</i> Literature Syllabus : Ch-2 : The Unlikely best friends Ch -3: The Chair Ch- 4: Neem Baba Poem-1 : The Raven and the fox Poem-2 : A Friend's Prayer Poem-3 : What a bird Thought	3 x 1 4 x 2 2 x 3 6 x 0.5 4 x 0.5 3 x 1	25
		Total	80

BLUE PRINT & SYLLABUS- FINAL EXAMS (2026)

Section	Description	Marks	Total
Sec A Reading	A-1 Unseen Passage A-2 Unseen Poem/Case Based Unseen Passage	8 x 1 7 x 1	15
Sec B Writing & Grammar	B-1 Postcard/ Invitation B-2 Story Writing/Formal Letter Writing B-3 Article Writing B-4 Grammar Ch 5,6,7,8,18,20,21,22 and 24 Vocabulary: (*Phrasal Verb *Idioms *Words often confused) <i>Few questions of Eng. Grammar can be in MCQ form</i>	1 x 5 1 x 5 1 x 5 25x1	40
Sec C Literature	C-1 Seen Passage / Seen Poem C-2 Short Q./Ans C-3 Long Q./Ans C-4 Word Meanings C-5 Back Exercises C-6 Phonics (Pg 57 to 64) <i>(C1/C4/C5/C6 can be in form of MCQ)</i> Literature Syllabus : Ch-6 : Yoga- A way of life Ch-7 : Hamara Bharat- Incredible India Ch-8 : Ila Sachani: Embroidering dreams with feet Poem-4 - The Winner Poem-5 - The Kites Poem-6 - National War Memorial	3 x 1 4 x 2 2 x 3 6 x 0.5 4 x 0.5 3 x 1	25
		Total	80

हिंदी कक्षा -VI (2025-26)

महीने	मल्लहार	संदर्भ	व्याकरण	संदर्भ	बाल राम कथा	संदर्भ	क्रियात्मक कार्य	संसाधन
अप्रैल 21 दिन	पाठ -1 मातृभूमि	मातृभूमि का गुणगान	व्याकरण भाग -1 पाठ-1 भाषा, लिपि और व्याकरण पाठ-2 देवनागरी लिपि- वर्ण और मात्राएँ पाठ-3 संज्ञा, लिंग अनुच्छेद लेखन-1 अपठित गद्यांश सं.-1	मौखिक भाषा व विधियों की जानकारी वर्णों व शब्दों के प्रकार लिंग के भेद व उदाहरण	पाठ-1 अवधपुरी में राम	राम का परिचय	भारत के मानचित्र पर विविधताओं को दर्शाएँ	कविता का पठन
मई 21 दिन	पाठ -2 गोल (पठित गद्यांश)	हॉकी के खेल का वर्णन	भाग -1 पाठ-4 संज्ञा -'वचन' पाठ-5 कारक पाठ-6 काल पाठ-11 पत्र लेखन , अनौपचारिक पत्र- पत्र सं. 1, 2	परिभाषा, भेद व उदाहरण परिभाषा, भेद व उदाहरण परिभाषा, भेद व उदाहरण	पाठ-2 जंगल और जनकपुर	गुरु के द्वारा प्रशस्त पथ	प्रिय खेल का कोलार्ज Cycle Test I Activity	हॉकी के नियमों पर चर्चा

महीने	महत्वार	संदर्भ	व्याकरण	संदर्भ	बाल राम कथा	संदर्भ	क्रियात्मक कार्य	संसाधन
जुलाई 24 दिन	पाठ-3 पहली बूँद (पठित काव्यांश) पाठ-4 हार की जीत	वर्षा ऋतु का चित्रण नैतिक- मूल्यों की स्थापना	भाग -1 पाठ-7 सर्वनाम पाठ-8 विशेषण पाठ-9 विलोम शब्द पाठ-10 पर्यायवाची शब्द अनुच्छेद सं.-2, 3 अपठित गद्यांश -2, 3	परिभाषा , भेद व उदाहरण परिभाषा , भेद व उदाहरण परिभाषा व उदाहरण परिभाषा व उदाहरण	पाठ-3 दो वरदान पाठ-4 राम का वन गमन	वरदान का महत्व राम का वन गमन, आज्ञाकारी पुत्र का चित्रांकन	वर्षा ऋतु पर चर्चा नैतिक मूल्यों पर चर्चा	कविता का पठन नैतिक मूल्यों पर आधारित कहानी सुनाना
अगस्त 19 दिन	पाठ-5 रहीम के दोहे पाठ-6 मेरी माँ	दोहों के माध्यम से नैतिक -मूल्यों को दर्शाना माँ की महत्ता व गुणों को दर्शाना	भाग -1 पाठ-14 शब्द ज्ञान- शब्द निर्माण(केवल पठन हेतु) भाग-2 पाठ-1 शब्द विचार क्रिया - भेद और विकार अपठित गद्यांश -4	शब्द निर्माण की जानकारी परिभाषा , भेद व उदाहरण	पाठ-5 चित्रकूट में भरत पाठ-6 दंडक वन में दस वर्ष	भाइयों के प्रेम का बोध आदर्श-वादिता	फलैश कार्ड का निर्माण	दोहे का वाचन
सितंबर	पुनरावृत्ति							

महीने	मल्लहार	संदर्भ	व्याकरण	संदर्भ	बालराम कथा	संदर्भ	क्रियात्मक कार्य	संसाधन
अक्टूबर (16 दिन)	पाठ-7 जलाते चलो (पठित काव्यांश) पाठ-8 सत्रिया और बिहू नृत्य (पठित गद्यांश)	कर्मशीलता का महत्त्व लोकनृत्य की महत्ता	भाग -2 पाठ-2 अविकारी शब्द अव्यय (क्रिया विशेषण) पाठ-3 अन्य अव्यय अनुच्छेद सं0-4, 5 अपठित गद्यांश-1	परिभाषा एवं भेद अर्थ, भेद व उदाहरण सहित वर्णन	पाठ-7 सोने का हिरण पाठ-8 सीता की खोज	मारीच को सोने का हिरण बनाकर सीता का हरण सीता जी की खोज व हनुमान जी की शक्तियों का वर्णन	स्वरचित कविता का वाचन भारतीय लोक नृत्यों का कोलार्ज Cycle Test II Activity	कविता का पठन लोक नृत्य पर चर्चा
नवम्बर (20 दिन)	पाठ-9 मैया मैं नहीं माखन खायो पाठ-10 परीक्षा	श्री कृष्ण की लीलाओं का चित्रण मानवता व बुद्धिमत्ता के गुणों को दर्शाना	भाग -2 पाठ-4 शब्द रचना पाठ-5 प्रत्यय पाठ-6 समास पाठ-13 मुहावरे औपचारिक पत्र-3 पत्र सं.-4 अपठित गद्यांश-2	परिभाषा, भेद व उदाहरण मुहावरों का भाषा में महत्त्व बताना	पाठ-9 राम और सुग्रीव	राम व सुग्रीव का जीवन परिचय	श्री कृष्ण की बाल- लीलाओं के चित्र चिपकना मानवता के आचरण पर गोष्ठी करना	श्री कृष्ण से संबंधित प्रसंगों पर चर्चा नैतिक- मूल्यों की स्थापना

महीने	मल्हार	संदर्भ	व्याकरण	संदर्भ	बालराम कथा	संदर्भ	क्रियात्मक कार्य	संसाधन
दिसम्बर (23दिन)	पाठ-11 चेतक की वीरता पाठ-12 हिन्द महासागर में छोटा सा हिन्दुस्तान	चेतक की वीरता का वर्णन मौरिशस का वर्णन	भाग -2 पाठ-7 संधि पाठ-8 वाक्य विचार पाठ-9 अर्थ के आधार पर वाक्य के भेद पाठ-14 लोकोक्तियाँ अनुच्छेद सं0-6, 7 अपठित पद्यांश-1,2	परिभाषा, भेद व उदाहरण परिभाषा, भेद व उदाहरण प्रकार व उदाहरण	पाठ-10 लंका में हनुमान पाठ-11 लंका विजय	सीता की खोज में हनुमान का सीता से मिलना राम का लंका पर आक्रमण	स्वरचित कविता का वाचन कविता पठन मौरिशस की विभिन्नताओं पर चर्चा	कविता पठन प्रसिद्ध स्थानों का ज्ञान
जनवरी (17 दिन)	पाठ-13 पेड़ की बात	वनस्पति विज्ञान के बारे में समझाना	पाठ-10 वाक्य पाठ-11 विराम चिह्न पाठ-12 शब्द भण्डार शिकायती पत्र पत्र सं.-5,6 अनुच्छेद सं.-8	भेद व उदाहरण उदाहरण व प्रयोग संबंधी जानकारी उदाहरण व प्रयोग संबंधी जानकारी	पाठ-12 राम का राज्याभिषेक	राम जी का अयोध्या वापिस आना व राज्याभिषेक	फूल के विभिन्न अंगों को दर्शाना	वनस्पति विज्ञान का ज्ञान
फरवरी	पुनरावृत्ति							

SYLLABUS CYCLE TEST I (07.05.2025)

पाठ्यक्रम	विवरण	कुल अंक
खंड 'क'	अपठित बोध अपठित गद्यांश	5
खंड 'ख'	व्याकरण भाग -1 पाठ - 1 भाषा, लिपि और व्याकरण	6
खंड 'ग'	मल्हार पाठ - 1 मातृभूमि	6
खंड 'घ'	अनुच्छेद लेखन (अप्रैल माह)	3
	कुल अंक	20

BLUE PRINT CYCLE TEST I (07.05.2025)

पाठ्यक्रम	विवरण	प्र0Xअंक	कुल अंक
खंड 'क'	अपठित बोध अपठित गद्यांश	1 X 5	5
खंड 'ख'	व्याकरण भाग -1 निर्देशानुसार पाठ - 1 भाषा, लिपि और व्याकरण	6x1	6
खंड 'ग'	मल्हार पाठ - 1 मातृभूमि लघु प्रश्न दीर्घ प्रश्न	2x1 2x2	6
खंड 'घ'	अनुच्छेद लेखन (अप्रैल माह)	3	3
	कुल अंक		20

SYLLABUS CYCLE TEST II (05.12.2025)		
पाठ्यक्रम	विवरण	कुल अंक
खण्ड 'क'	अपठित बोध अपठित गद्यांश	5
खण्ड 'ख'	व्याकरण भाग -2 निर्देशानुसार पाठ-2 अविकारी शब्द अव्यय (क्रिया विशेषण) पाठ-3 अन्य अव्यय	6
खण्ड 'ग'	मल्हार पाठ - 10 परीक्षा	6
खण्ड 'घ'	औपचारिक पत्र (नवम्बर माह)	3
	कुल अंक	20

BLUE PRINT TEST II (05.12.2025)			
पाठ्यक्रम	विवरण	प्र० X अंक	कुल अंक
खंड 'क'	अपठित बोध अपठित गद्यांश	1 X 5	5
खंड 'ख'	व्याकरण भाग -2 निर्देशानुसार पाठ-2 अविकारी शब्द; अव्यय (क्रिया विशेषण) पाठ-3 अन्य अव्यय	1 X 6	6
खंड 'ग'	मल्हार पाठ - 10 परीक्षा लघु प्रश्न दीर्घ प्रश्न	2x1 2x2	6
खंड 'घ'	औपचारिक पत्र (नवम्बर माह)	1x3	3
	कुल अंक		20

SYLLABUS & BLUE PRINT - MID TERM EXAM (17.09.2025)

पाठ्यक्रम	विवरण	प्र० X अंक	कुल अंक
खंड 'क'	अपठित बोध अपठित गद्यांश- बहुवैकल्पिक प्रश्न अपठित काव्यांश- बहुवैकल्पिक प्रश्न	5X1 5X1	10
खंड 'ख'	व्याकरण बहुवैकल्पिक प्रश्न कोष्ठक निर्देशानुसार (भाग -1) पाठ 1,2,3,4,5,6,7,8,9,10 (भाग -2) पाठ-1	5x 1 10 x 1	15
खंड 'ग'	मल्लार पाठ-1,4,5,6 पठित गद्यांश पाठ - 2 पठित काव्यांश पाठ - 3 लघु प्रश्न दीर्घ प्रश्न सन्देश प्रश्न वाक्य बनाओ बाल राम कथा(पाठ- 2 से 6 तक) लघु प्रश्न दीर्घ प्रश्न	5 x 1 5 x 1 6 x 1 6 x 2 2 x 2 3 x 1 6 x 1 2 x 2	5 5 6 12 4 3 6 4
खंड 'घ'	रचनात्मक लेखन अनुच्छेद (अगस्त माह तक) पत्र लेखन (अनौपचारिक पत्र)	1 x 5 1 x 5	10
	कुल अंक		80

SYLLABUS & BLUE PRINT- FINAL EXAMS (2026)

पाठ्यक्रम	विवरण	प्र० X अंक	कुल अंक
खंड 'क'	अपठित बोध अपठित गद्यांश. बहुवैकल्पिक प्रश्न अपठित काव्यांश. बहुवैकल्पिक प्रश्न	5 x 1 5 x 1	10
खंड 'ख'	व्याकरण बहुवैकल्पिक प्रश्न कोष्ठक निर्देशानुसार (भाग -2)पाठ 2,3,4,5,6 7,8,9,10,11,12,13,14	5 x 1 10 x 1	15
खंड 'ग'	मल्लार पाठ-9,10,11,12,13 पठित गद्यांश पाठ - 8 पठित काव्यांश पाठ - 7 लघु प्रश्न दीर्घ प्रश्न सन्देश प्रश्न वाक्य बनाओ बाल राम कथा(पाठ- 2 से 6 तक) लघु प्रश्न दीर्घ प्रश्न	5 x 1 5 x 1 6 x 1 6 x 2 2 x 2 3 x 1 6 x 1 2 x 2	5 5 6 12 4 3 6 4
खंड 'घ'	रचनात्मक लेखन अनुच्छेद (दिसंबर-जनवरी माह) पत्र लेखन (शिकायती पत्र)	1 x 5 1 x 5	10
	कुल अंक		80

MATHEMATICS - GRADE-VI (2025-26)

(Book Name- Ganita Prakash)

Month (Days)	Name of the Chapter	Key Concept	Activity
April (21 Days)	Ch - 1 Patterns in Mathematics	*Number patterns, *Sequences *Even and odd numbers *Geometric patterns	Create a pattern using coloured paper or beads and identify the sequence.
	Ch-2 Lines and Angles (Cycle Test-I Activity)	*Types of lines *Types of angles *Measuring angles	Use a protractor to measure and draw different types of angles.
May (21 days)	Ch-3 Number Play	*Properties of numbers *Number games *Divisibility rules *Number puzzles	Solve a number puzzle and identify divisibility patterns.
July (24 Days)	Ch - 4 Data Handling and Presentation (Case Study)	*Collection of data, *Representation using bar graphs, pictographs, *Interpretation of data	Create a bar graph from data collected in class (e.g., favourite colours of students).
August (19 Days)	Ch-5 Prime Time	*Prime numbers *Composite numbers *Methods of identifying primes *Prime factorization	Use a sieve to list prime numbers up to 100 and explain how prime factorization works.

Month (Days)	Name of the Chapter	Key Concept	Activity
September	Revision & Mid Term Examination		
October (16 Days)	Ch-6 Perimeter and Area (Case Study)	*Perimeter and area of various shapes square, rectangle, and triangle *Units of measurement	Measure the perimeter and area of classroom objects using a ruler.
November (20 days)	Ch-7 Fractions (Cycle Test-II Activity)	*Concept of fractions *Types of fractions *Addition and subtraction of fractions *Equivalent fractions	Use paper folding to demonstrate addition and subtraction of fractions.
December (23 days)	Ch-8 Playing with Construction	*Geometrical constructions using ruler, compass, and protractor	Construct a triangle using given measurements of angles and sides.
	Ch-9 Symmetry	* Symmetrical shapes, * Line of symmetry, * Mirror images	Draw and cut shapes to find and fold along the line of symmetry.

Month (Days)	Name of the Chapter	Key Concept	Activity
January (17 days)	Ch-10 The Other Side of Zero	*Concept of positive and negative numbers *Understanding the number line *Addition and subtraction	Create a number line to demonstrate the movement of positive and negative numbers.
February	Revision for Final Examination		

SYLLABUS OF CYCLE TEST - I (15.05.2025)

Chapter	Name of the chapter	Marks
Ch -01	Patterns in Mathematics	08
Ch -02	Lines and Angles	12
Total		20

SYLLABUS OF CYCLE TEST- II (15.12.2025)

Chapter	Name of the chapter	Marks
Ch -07	Perimeter & Area	20
Total		20

BLUE PRINT CYCLE TEST I and II

Question Pattern	No. of Questions x Marks	Total
M.C.Q./V.S.A	2x1	2
Short Questions I	2x2	4
Short Questions II	2x3	6
Long Questions	2x4	8
Total		20

SYLLABUS OF MID TERM (19.09.2025)

Chapters	Name of the Chapters	Marks
Ch -01	Patterns in Mathematics	08
Ch -02	Lines and Angles	20
Ch -03	Number Play	12
Ch -04	Data Handling and Presentation (Case Study)	20
Ch -05	Prime Time	20
	Total	80

SYLLABUS OF FINAL EXAM (____ 2026)

Chapters	Name of the Chapters	Marks
Ch -06	Perimeter and Area (Case Study)	16
Ch -07	Fractions	16
Ch -08	Playing with construction	14
Ch -09	Symmetry	14
Ch -10	The Other side of Zero	20
	Total	80

BLUE PRINT OF MID TERM & FINAL EXAMINATION

Question Pattern	No. of Questions x Marks	Total
M.C.Q./V.S.A	20x1	20
Short Questions I	7x2	14
Short Questions II	6x3	18
Long Questions	4x5	20
Case Study Questions	2x4	08
Total		80

SCIENCE- GRADE VI (2025-26)

(Book Name- Curiosity)

Month (Days)	Name of Chapter	Key Concept	Diagram/ Web Chart	Activity
April (21 Days)	Ch-1 The Wonderful World of Science <i>NOTE-Only Assignment to be Done (Not Included for assessment)</i>	Introduction to science, its branches, and importance in everyday life	WC- What we will explore with the help of this book?	•Mind mapping related to the Introduction
	Ch-2 Diversity in the Living World	<ul style="list-style-type: none"> •Diversity and classification of Plants and animals. •Biodiversity •Leaf venation •Types of roots •Seed Structure •Adaptation •Habitat •Classification of living organisms, differences between plants and animals 	Diagrams- Types of roots, Types of leaf venation, Structure of a seed WC -Animal Groups -Plant Groups	•Prepare a herbarium sheet. Group animals and plants into different categories and display them.
May (21 days)	Ch-3 Mindful Eating: A Path to Healthy Body (Subject Enrichment Term-1 Activity)	<ul style="list-style-type: none"> •Components of Food •Food in different regions •Culinary Practices •Deficiency Diseases •Balanced Diet •Food Miles 	Diagrams- Food Pyramid showing different food groups in a balanced diet, Components of food, Sources of Vitamins A to D.	• Plan a balanced meal and present it to the class with explanations. Experiment- Test for starch, protein, fats

Month (Days)	Name of Chapter	Key Concept	Diagram/ Chart	Activity
July (24 days)	Ch-4 Exploring Magnets	<ul style="list-style-type: none"> •Types of Magnets •Properties of magnets •Finding Directions with compass 	Diagrams- Types of magnets, compass	<ul style="list-style-type: none"> •Experiment with magnets to show attraction and repulsion. •Finding directions with compass
	Ch -5 Measurement of Length and Motion	<ul style="list-style-type: none"> •Measurement and Distance •Types of motions •Standard Units 	Web-Charts Different units of measurement for length and motion.	<ul style="list-style-type: none"> •Use a ruler to measure objects in the classroom. •Calculate Distance.
August (19 days)	Ch -6 Materials Around Us	<ul style="list-style-type: none"> •Classification of materials •Properties of materials •Soluble/Insoluble •Mass/Volume •Matter 	Web-Charts Properties of materials (e.g., metals, wood, plastic).	<ul style="list-style-type: none"> •Conduct a simple activity to test the properties of materials (e.g., hardness, flexibility). •Measuring mass and volume.
	Ch -7 Temperature and Its Measurement (CASE STUDY ALSO)	<ul style="list-style-type: none"> •Understanding temperature •Types of thermometers •Air Temperature 	Diagrams- Types of thermometers with labeled temperature scales.	<ul style="list-style-type: none"> •Use a thermometer to measure temperatures of different substances.
September	Revision & Mid Term Examination			
October (16 days)	Ch-8 A Journey Through States of water	<ul style="list-style-type: none"> •States of water •Evaporation •Condensation •Humidity •Water Cycle 	Diagrams States of water, Water cycle	<ul style="list-style-type: none"> •Perform a simple experiment to show how water changes from solid to liquid to gas.

Month (Days)	Name of Chapter	Key Concept	Diagram/ Chart	Activity
November (20 days)	Ch-9 Methods of Separation in Everyday Life (CASE STUDY ALSO)	•Methods like filtration, evaporation, sieving, sedimentation, decantation Sorting and separating substances	Diagrams Showing methods of separation (filtration, evaporation, etc.).	Experiment- Separating of objects-handpicking, churning, threshing,sieving, filtration, winnowing, magnetic separation
	Ch-10 Living Creatures: Exploring Their Characteristics	•Characteristics of living/ Non Living •Stimulus •Conditions of Germination •Growth and movement in plants •Life cycle of plants,mosquito,frog	Life Cycle of mosquito, frog, plant	•Create a chart of different animals and their characteristics.
December (23 days)	Ch-11 Nature's Treasures	•Composition of Air •Water-Uses & Sources •Rainwater Harvesting •Natural resources (renewable, non-renewable) •Conservation of resources	Diagrams Renewable vs non-renewable resources Composition of air WC- Uses & Sources of water	•Create a poster promoting the conservation of water and energy.
January (17 days)	Ch-12 Beyond Earth (Subject Enrichment Term-2 Activity)	•Solar system •Constellations •Rotation •Revolution •Satellites • Milky Way Galaxy	Diagrams Solar system showing planets and their order.	•Create a model of the solar system using craft materials. •Locating constellations in the night sky and tracing them on a sheet
February	Revision for Final Examination			

SYLLABUS OF CYCLE TEST I (19.05.2025)

Chapters	Name of the Chapters	Marks
Ch -2	Diversity in Living world	20
	Total	20

SYLLABUS OF CYCLE TEST II (8.12.2025)

Chapters	Name of the Chapters	Marks
Ch-8	A Journey through states of water	10
Ch-9	Methods of Separation in Everyday Life	10
	Total	20

BLUE PRINT CYCLE TEST I, II

Question Pattern	No. of Questions x Marks	Total
Defines	3 x 1	3
Very Short Questions	3 x 2	6
Short Questions	2 x 3	6
Long Questions	1x 5	5
	Total	20

SYLLABUS OF MID TERM 1 (22.09.2025)		
Chapters	Name of the Chapters	Marks
Ch -2	Diversity in Living World	12
Ch -3	Mindful Eating	12
Ch -4	Exploring Magnets	14
Ch -5	Measurement of length & Motion	14
Ch -6	Materials around us	14
Ch -7	Temperature & Its measurement	14
	Total	80

BLUE PRINT OF MID TERM 22.9.25			
Section	Question Pattern	No. of Ques. X Marks	Total
A	MCQ	20 X 1	20
B	Very Short Questions	7 X 2	14
C	Short Questions	6 X 3	18
D	Long Questions	4 X 5	20
E	Case Study Questions	2 X 4	08
Total			80

SYLLABUS OF FINAL TERM (____2026)		
Chapters	Name of the Chapters	Marks
Ch-8	A Journey through states of water	14
Ch -9	Methods of Separation in everyday life	14
Ch-10	Living Creatures	16
Ch -11	Nature's Treasure	18
Ch-12	Beyond Earth	18
	Total	80

BLUE PRINT OF FINAL TERM			
Section	Question Pattern	No. of Ques. X Marks	Total
A	MCQ	20 X 1	20
B	Very Short Questions	7 X 2	14
C	Short Questions	6 X 3	18
D	Long Questions	4 X 5	20
E	Case Study Questions	2 X 4	08
Total			80

SOCIAL-SCIENCE GRADE VI (2025-26)

(Book Name- Exploring Society India & Beyond)

[illegible]

Month (Days)	Name of the Chapter	Key Concept	Map Book	Activity
July (24 days)	Civics Ch-13 “The value of work	<ul style="list-style-type: none"> •Types of activities that people are engaged in. • The importance of economic activities. 	-	<ul style="list-style-type: none"> • What would you do for the “Swachh Bharat Abhiyan”? • Activity:- Suggest the different ways through which we can judiciously use paper in the classroom
	History CH-7 “India's Cultural Roots”	<ul style="list-style-type: none"> •What are the Vedas ? •Vedic schools of thought. •The debate of Gargi and Yajnavalkya. •Buddhism and Jainism 	-	<ul style="list-style-type: none"> •Make a list of popular gods and goddesses in your region and the festivals they are associated with.
August (19 Days)	Civics CH-8 “Unity in Diversity” or “Many in the one” CH-9 “Family and Community” (Case Study)	<ul style="list-style-type: none"> • A Rich Diversity. • Textiles and Clothing. • Festivals Galore • Family • Its roles and responsibility. • Community 	Pg.no. 43, 65, 67	<ul style="list-style-type: none"> • Discuss in the class that there is unity in diversity in India. • Discuss in the class that communities are interdependent.
SEPTEMBER	REVISION AND MID TERM EXAMINATION			

Month (Days)	Name of the Chapter	Key Concept	Map Book	Activity
October (16 Days)	Geography CH-3 Landforms and Life	<ul style="list-style-type: none"> Mountain environment Life in the mountain Plateaus and Plains Life in the Plains 	Pg no-37, 39,41, 45 47, 49 & 51.	•List a few pilgrimage spots in India along with the landforms in which they are found
November (20 Days)	History CH- 6 The beginning of Indian Civilisation. (Case Study) Civics CH- 10 “Grass roots Democracy-Part-1 ” 'Governance'	<ul style="list-style-type: none"> What is a Civilization? From village to city. What did the Harappans eat? The end or a new beginning. Three Organs Of Government. Three levels of the government 	Pg. no-57 --	•Write a report of the achievements of the Indus-Saraswati Civilisation. •Observe the table (Fig 10.5) Pg no 157, highlight the functions and responsibilities that affect your life.

Month (Days)	Name of the Chapter	Key Concept	Map Book	Activity
December (23 days)	Civics Ch-11 “ Grassroots Democracy-Part-2; Local Government in rural areas	<ul style="list-style-type: none"> Panchayati Ra System and Gram Panchayat. Child-Friendly Panchayat Initiative Panchayat Samiti and Zila Parishad 	-	<ul style="list-style-type: none"> Write a letter to the Sarpanch regarding the issue of plastic bags lying on the roadside in the village.
	Ch-12 “ Grassroots Democracy Part-3 Local Government in urban areas	<ul style="list-style-type: none"> Urban Local Bodies 		<ul style="list-style-type: none"> Make a list of expectations from the urban local bodies
January (17 days)	History CH- 5“ India, That Is Bharat	<ul style="list-style-type: none"> How Indians named India? How Foreigners named India? 	Pg. no.53	<ul style="list-style-type: none"> Discuss in the class that why did people travel to India from various parts of the world in ancient times?
	Civics Ch-14 “Economic Activities Around Us (Activity) Refer pg no 196-205 of book.	<ul style="list-style-type: none"> Primary, Secondary and Tertiary activities. Dairy cooperatives from farm to plate. 	-	<ul style="list-style-type: none"> Classify economic activities into economic sector and also write how are they dependent on each other?
February	REVISION OF FINAL EXAMINATION			

SYLLABUS OF CYCLE TEST I (9.05.2025)		
Chapters	Name of the Chapters	Marks
Geography Ch -1	Locating places on the Earth	20
	Total	20

SYLLABUS OF CYCLE TEST II (17.12.2025)		
Chapters	Name of the Chapters	Marks
Geography Ch -3	Landforms and life	10
Civics Ch -10	Grassroots Democracy - Governance (Part -1)	10
	Total	20

BLUE PRINT CYCLE TEST I & II		
Question Pattern	No. of Questions x Marks	Total
Very Short Questions (Fill ups / MCQ / One line answers)	4 x 1	4
Short Questions	3 x 2	6
Long Questions	2 x 5	10
	Total	20

SYLLABUS OF MID TERM (12.09.2025)

Chapters	Name of the Chapters	Marks
<u>Geography</u>		
Ch-1	Locating Places on the Earth	12
Ch-2	Oceans and Continents	12
<u>History</u>		
Ch-4	Time line and sources of History (Subject enrichment)	-
Ch-7	India's cultural roots	15
<u>Civics</u>		
Ch-8	Unity in diversity or Many in One	15
Ch-9	Family and community (Case Study)	08
Ch-13	The Value of Work	13
<u>Map</u>	Pg. 34, 43,65,67	05
Total		80

BLUE PRINT MID TERM EXAMINATION

Question Pattern	No. of Questions and Marks	Total
MCQ	20 x 1	20
Very Short Questions	6 x 2	12
Short Questions	5 x 3	15
Long Questions	4 x 5	20
Case Study	2 x 4	8
Map		5
	Total	80

SYLLABUS OF FINAL EXAMINATION (.....2026)

Chapters	Name of the Chapters	Marks
<u>Geography</u>		
Ch-3	Landforms and Life	14
<u>History</u>		
Ch-5	India- That is Bharat	14
Ch-6	The Beginning of Indian Civilization (Case Study)	08
<u>Civics</u>		
Ch-10	Grassroots Democracy Part-1	11
Ch-11	Grassroots Democracy Part-2	14
Ch-12	Grassroots Democracy Part-3	14
Ch-14	Economic activities around us (Subject enrichment)	-
<u>Map</u>	Pg. 37,39,41,45, 47,49,51,53,57	05
Total		80

BLUE PRINT FINAL EXAMINATION

Question Pattern	No. of Questions & Marks	Total
MCQ	20 x 1	20
Very Short Questions	6 x 2	12
Short Questions	5 x 3	15
Long Questions	4 x 5	20
Case Study	2 x 4	8
Map		5
	Total	80

संस्कृत कक्षा—छठी (2025-26)

माह	व्याकरण	संस्कृत बाल कलिका भाग—1	रचनात्मक कार्य
अप्रैल (21 दिन)	शब्द रूप —बाल धातु रूप —चल्,लिख् (लट् लकार)	पाठ— 1 वर्ण विचारः पाठ— 2 शब्द परिचयः पाठ— 3 पुरुष विचारः	शब्द का वर्ण विच्छेद करना । शब्दों का वर्ण संयोजन करना । पुल्लिंग स्त्रीलिंग नपुंसकलिंग शब्दों की चित्र सहित तालिका बनाना
मई (21 दिन)	शब्द रूप — लता	पाठ— 4 सर्वनाम परिचयः पाठ— 5 धातु (क्रिया परिचयः)	उचित सर्वनाम प्रयोग खेल कराना । परिवर्तनीय एवं अपरिवर्तनीय धातुओं की चित्र सहितसूची बनाना ।

माह	व्याकरण	संस्कृत बाल कलिका भाग-1	रचनात्मक कार्य
जुलाई (24 दिन)	<p>1 शब्दार्थ 2 हिन्दी अनुवाद 3 पुल्लिंग, स्त्रीलिंग, नपुंसकलिंग का वचन ज्ञान</p> <p>1 शब्दार्थ 2 हिन्दी अनुवाद 3 पुल्लिंग, स्त्रीलिंग, नपुंसकलिंग के द्विवचनम्</p> <p>1 शब्दार्थ 2 हिन्दी अनुवाद 3 पुल्लिंग, स्त्रीलिंग, नपुंसकलिंग के बहुवचनम्</p>	<p>पुनरावृत्ति- पाठ- 1 से 5 पाठ- 6 लटलकारः प्रथम पुरुष एकवचनम्</p> <p>पाठ- 7 लटलकारः प्रथम पुरुष द्विवचनम्</p> <p>पाठ- 8 लटलकारः प्रथम पुरुष बहुवचनम्</p>	<p>चित्र सहित 1 से 10 तक संख्या तालिका बनाना ।</p> <p>विभिन्न धातुओं के धातु रूप बनाना ।</p>
अगस्त (19 दिन)	<p>अपठित गद्यांश 1-2 पृष्ठ संख्या- 133</p> <p>चित्र वर्णनम् 1 पृष्ठ संख्या- 138</p>	<p>पाठ- 9 लटलकार मध्यम पुरुष एकवचनम्(उभय लिंग) पाठ- 10 लृटलकार उत्तम पुरुष द्विवचनम् (उभय लिंग) पाठ- 11 लृटलकार</p>	<p>फलों के नाम चित्र सहित बनाना ।</p> <p>मम परिचय लिखना ।</p> <p>कारक तालिका का वाक्यों के साथ लिखना ।</p>
सितंबर	पुनरावृत्ति		

माह	व्याकरण	संस्कृत बाल कलिका भाग-1	रचनात्मक कार्य
अक्टूबर (16 दिन)	अपठित गद्यांश 3 शब्द रूप— बाल, लता धातु रूप— पठ्, लिख् व वद्(लटलकार)	पुनरावृत्ति पाठ 6-11 पाठ— 12 कारक विभक्ति परिचय पाठ— 13 शब्द रूप विचार	अकारान्त, आकारान्त की पहचान करके शब्द रूप रचना करना । नवीन धातुओं को लटलकार, लटलकार में परिवर्तित करना ।
नवम्बर (20 दिन)	अपठित गद्यांश 4,5 चित्र लेखन-2 शब्द रूप किम्, (पुल्लिङ्ग, नपुंसकलिङ्ग) धातु रूप चल्, गम्, खाद्(लृटलकार)	पाठ— 14 कर्ता कारक प्रथमा विभक्ति पाठ— 15 कर्म कारक द्वितीया विभक्ति पाठ— 16 करण कारक तृतीया विभक्ति	शाकानां नामानि पेज नंबर 141 नवीन वाक्यों में कारकों को पहचानना । अंगवाचक शब्द पेज नंबर 142

माह	व्याकरण	संस्कृत बाल कलिका भाग-1	रचनात्मक कार्य
दिसम्बर (23 दिन)	चित्र लेखन- 3 शब्द रूप फल, पुस्तक धातु रूप पठ्, लिख्, वद् (लृटलकार)	पुनरावृत्ति पाठ 12-17 पृ.सं.-99 पाठ- 17 सम्प्रदान कारक पाठ- 18 अपादान कारक पाठ- 19 सम्बन्ध कारक	सुभाषितानि पृ.सं.-70, पशूनां नामानि पृ.सं.-140 नवीन वाक्य संस्कृत भाषा में लिखना
जनवरी (17 दिन)	अव्यय पृ० स०-128 पुनरावृत्ति पाठ-18 से 22	पाठ- 20 अधिकरण कारक पाठ- 21 सम्बोधन कारकम् पाठ- 22 कः समयः	पक्षिणाम् नामानि पृ.सं.-141
फरवरी	पुनरावृत्ति परीक्षा		

SYLLABUS OF CYCLE TEST I (13.05.2025)

क्र.स.	विषय	अंक	कुल अंक
1	पाठ-1,2 वर्णों को जोड़ना वर्ण विच्छेद लिंग के आधार पर वर्गीकरण लिंग बदलिए शुद्ध/अशुद्ध वचन अनुसार शब्दों को अलग करना रिक्त स्थान मेलनम्	2 2 2 2 2 2 1 2	15
2	व्याकरण शब्द रूप- , बाल धातु रूप- चल, लिख (लट्)	3 2	5
	कुल		20

BLUE PRINT OF CYCLE TEST II (10.12.2025)

क्र.स.	विवरण	अंक	कुल अंक
खण्ड क	अपठित गद्यांश-3	3	3
खण्ड ख	व्याकरणम् शब्द रूप-बालक, लता, फल धातु रूप- लिख, पढ़, वद (लट् व लृट् लकार) संख्या-1 से 20	1x2 1x2 0.5x4	2 2 2
खण्ड ग	पाठ्य पुस्तक पाठ-12,13,14,15 मेलनम् विभक्तियों के रूप रिक्त स्थान में लिखिए कर्ता भरिए उचित क्रियापद का चुनाव पदों को उचित क्रम में रखकर वाक्य बनाइए	0.5x4 0.5x6 0.5x4 0.5x4 0.5x4	2 3 2 2 2
	कुल		20

SYLLABUS & BLUE PRINT OF MID TERM (15.09.2025)

खण्ड	विषय	अंक	कुल अंक
खण्ड 'क'	अपठित गद्यांश 1,2	05	05
खण्ड 'ख'	चित्र वर्णन-1 फलों के नाम	05 05	10
खण्ड 'ग'	व्याकरण शब्द रूप— बाल, लता धातु रूप— लिख्, चर् पठ्, वद्, खाद् (लट् लकार)	10x0.5=5 10x0.5=5	10
खण्ड 'घ'	पठित अवबोधनम्— 1,2,3,4,5,6,7,8,9,10,11 शब्दार्थ मेलनम् प्रश्न-निर्माण हिन्दी अनुवाद क्रिया पद की मूल धातु रिक्त स्थान (उचित क्रियापद का प्रयोग) शुद्ध/अशुद्ध वचन परिवर्तन लिंग बदलना वर्ण विच्छेद कर्ता पद शुद्ध करना उचित कर्ता पद चुनकर रिक्त स्थान की पूर्ति वर्णों को जोड़कर शब्द बनाना	6x1=6 4x1=4 4x1=4 5x1=5 5x1=5 4x1=4 4x1=4 4x1=4 4x1=4 4x1=4 4x1=4 5x1=5 2x1=2	55
		Total	80

SYLLABUS & BLUE PRINT OF FINAL TERM (____2026)

खण्ड	विषय	अंक	कुल अंक
खण्ड 'क'	अपठित गद्यांश 4,5	05	05
खण्ड 'ख'	चित्र वर्णन -2,3 पशूनां नामानि	05 05	10
खण्ड 'ग'	व्याकरणम् शब्द रूप— बाल, फल, लता, तृतीया विभक्ति, षष्ठी विभक्ति धातु रूप— लिख्, चर् पठ्, वद्, खाद् (लट् व लृट् लकार) संख्या वाचक शब्द अव्यय पक्षिणां नामानि	10x0.5=5 10x0.5=5 5x1=5 5x1=5 5x1=5	25
खण्ड 'घ'	पाठ्य पुस्तक – 12 से 22 उचित शब्द प्रयोग सम्बोधन शब्द प्रयोग शब्दार्थ एकपदेन उत्तरत हिन्दी अनुवाद कः समय क्रिया पद की मूल धातु रिक्त स्थान (तृतीया विभक्ति) शुद्ध/अशुद्ध उचित क्रमेण शब्दों को संस्कृत में लिखिए वाक्य रचना (वचन परिवर्तन के आधार पर) तीनों वचनों के रूप	3x1=3 5x1=5 3x1=3 4x0.5=2 5x1=5 3x1=3 4x0.5=2 3x1=3 3x1=3 3x1=3 3x1=3 3x1=3 4x0.5=2	40
		Total	80

COMPUTER - GRADE VI (2025-26)

(Book Name- Bits to Bots)

Month (Days)	Name of the Chapter	Learning Outcomes	Activity / Practical
April	Ch-1 Malware -Threat to Computers	To know about computer virus and its types. Understanding antivirus program and its features. Learning about the precautions to be taken against computer virus.	Do Lab Activity from book given on Page 15.
May	Ch-2 Pencil 2D -Animation Software	Understanding Pencil 2D, its features, tools palette, its layers. Recognise the components of Pencil 2D window and learning animation in it.	Do Lab Activity from book given on Page 34. Project on Page 151
July	Ch-3 Canva	Understanding Canva and its features. Creating design in it using templates, drawing shapes in it and creating presentation in Canva.	Do Lab Activity from book given on Page 49. Project on Page 151
	Ch-4 Internet Services	Learning different ways to connect to the Internet. Identifying different services of the Internet	Do Lab Activity from book given on Page 63.
August	Ch-5 Cloud Computing	To know about Cloud computing, its types, advantages. Various services of Cloud computing. Learning about Google Drive and its working.	Do Lab Activity from book given on Page 73.

Month (Days)	Name of the Chapter	Learning Outcomes	Activity / Practical
September	Revision & Mid Term Examination		
October	Ch-6 Visual Studio Code	Understanding Visual Studio Code, its components, its extensions for different programming.	Do Lab Activity from book given on Page 83.
November	Ch-7 Introduction to HTML and CSS	Understanding the elements of HTML5, Building Blocks of HTML5 tags for creating web pages, tags for formatting the text, the role of CSS and its types.	Do Lab Activity from book given on Page 109. Project on Page 152
December	Ch-9 Chatbot	Understanding how a chatbot works, different types of chatbots, popular chatbots, creating a chatbot.	Do Lab Activity from book given on Page 135.
	Ch-10 Fields of Artificial Intelligence	Knowing about different types of AI, its applications, different fields of AI, understanding AI ethics.	Do Lab Activity from book given on Page 145.
January	Ch-8 Python-Introduction	Understanding about programming language and Python, tokens, indentations and variables. How to create and run Python file in VS Code.	Do Lab Activity from book given on Page 125. Project on Page 152
	Robotics	Making Interactive projects with programming	Project on Page. 157
February	Revision & Final Examination		

BLUE PRINT CYCLE TEST I (01.05.2025)		
Question Pattern	No. of Questions x Marks	Marks
MCQ	4 x 0.5	2
Fill Ups	4 x 0.5	2
Differentiate	1 x 2	2
Short Questions	3 x 1	3
Long Question	2 x 2	4
Web Chart	2 x 1	2
Work Completion/Practical/Activity	-----	5
	Total	20

WEIGHTAGE - CYCLE TEST I (01.05.2025)		
Chapter	Name of the chapter	Marks
1	Malware- Threat to computers Work Completion/Practical/Activity	15 05
	Total	20

BLUE PRINT CYCLE TEST I (01.12.2025)		
Question Pattern	No. of Questions x Marks	Marks
MCQ	4 x 0.5	2
Fill Ups	4 x 0.5	2
Differentiate	1 x 2	2
Short Questions	3 x 1	3
Long Question	2 x 2	4
Web Chart	2 x 1	2
Work Completion/Practical/Activity	-----	5
	Total	20

WEIGHTAGE - CYCLE TEST II (03.12.2025)		
Chapter	Name of the chapter	Marks
6	Visual Studio Code Work Completion/Practical/Activity	15 05
	Total	20

BLUE PRINT - MID TERM (08.09.2025)

Question Pattern	No. of Questions x Marks	Marks
MCQ	4x1	04
Fill Ups	4x1	04
True/False	4x1	04
Define	4x1	04
Short Questions	4x2	08
Long Question	3x3	09
Web Chart	1x2	02
Work Completion/Practical/Activity	----	05
	Total	40

BLUE PRINT - FINAL EXAM (____ 2026)

Question Pattern	No. of Questions x Marks	Marks
MCQ	4x1	04
Fill Ups	4x1	04
True/False	4x1	04
Define	4x1	04
Short Questions	4x2	08
Long Question	3x3	09
Web Chart	1x2	02
Work Completion/Practical/Activity	----	05
	Total	40

WEIGHTAGE - MID TERM (08.09.2025)

Chapter	Name of the chapter	Marks
Ch-2	Pencil 2D - Animation Software	08
Ch-3	Canva	09
Ch-4	Internet Services	09
Ch-5	Cloud Computing	09
	Work Completion/Practical/Activity	05
	Total	40

WEIGHTAGE - FINAL EXAM (____ 2026)

Chapter	Name of the chapter	Marks
Ch-7	Introduction to HTML5 & CSS	09
Ch-8	Python -Introduction	08
Ch-9	Chatbot	09
Ch-10	Fields of Artificial Intelligence	09
	Work Completion/Practical/Activity	05
	Total	40

HAPPINESS & DESHBHAKTI (2025-26)

Month	Chapter	Key concept	Activity
April	Ch-1 Inculcate Kindness Deshbhakti- Bal Gangadhar Tilak Ch-2 Service to Mankind	Making the Students more kind towards nature and all creatures Inculcating patriotism via Desh bhakti Curriculum.	Nurturing the plants feeding birds & animals.
May	Deshbhakti- Lala Lajpat Rai Ch-3 Helping Others Deshbhakti- Sarojini Naidu	Teaching the students to serve others without any expectations.	Helping the poor and needy.
July	Ch-4 Courage For Truth Deshbhakti- Chhatrapati Shivaji Ch-5 Inculcate a Positive Attitude	Helping others at the time of need. Being courageous to face the difficult situations in life.	Visit an orphanage or old age home. Narrate an incident of courage
August	Ch-6 Power of Gratitude Deshbhakti- Chandra Shekhar Azad & Sardar Vallabhbhai Patel	To remain positive in all situations. Developing the habit of expressing gratitude in life.	Make a PPT on any one patriot from Deshbhakti curriculum(April- August) Make a gratitude card

September

Revision & Mid Term Examination

Month (Days)	Name of the Chapter	Key Concept	Activity
October	Ch-7 Self Introspection Ch-8 Be Decisive Deshbhakti - Maharana Pratap & Pandit Jawaharlal Nehru	To do self introspection and analyze your weakness. Taking the right decision at the right time.	Write your strengths and weaknesses. Make any three decisions and follow them.
November	Ch-9 Burden of Complaints Deshbhakti - Swami Vivekanand	To learn to live without making complaints To connect with the self and listen to the inner voice	Make a list of all the blessings in your life.
December	Ch-10 Forgive and Forget Ch-11 Intelligence is better than Beauty Deshbhakti - Flight Lt. Gunjan Saxena & Mahendra Singh Dhoni	To learn to forgive others and forget their mistakes. Knowing the value of intellect over physical beauty.	Make a forgiveness card.
January	Ch-12 Self Love: The Essence of life Deshbhakti - Dr. A.P.J Abdul Kalam	Learning the importance of Self love. Learning courage and determination from the life of patriots (Deshbhakti curriculum Oct- Jan)	Make a scrap book of your own self. Write an article on your favourite patriot.
February	Revision & Final Examination		

GENERAL KNOWLEDGE- GRADE VI (2025-26)

(Book Name-GK Frontiers)

Month (Days)	Name of the Chapter	Key Concept	Activity
April	Unit 1- Natural world Chapter 1 to 5 Unit 7- Aptitude Test Chapter 23	Enhancing knowledge about flora and fauna	On a ruled sheet write about five Migratory word
May	Unit 2- Science and Technology Chapter 6 to 9 Unit 7- Aptitude Test Chapter 22 Unit 8- Value Education and Life skills Chapter 26(Reading and Discussion)	Enhancing knowledge about advancement in science and Technology. To know about History and gems of India	Classroom discussion on Virtual Meeting Platforms.
July	Unit 3- India and the World Chapter 10 to 14 Unit 4- Art and Leisure Chapter 15 to 16 Unit 7- Aptitude Test Chapter 24 Unit 9- Mother Earth Chapter 28	To know about Indian History and assets of India. To know about various sporting events.	Write about your favourite Music Band.
August	Unit 5- Sports and Games Chapter 17 to 19 Unit 6- Language and Literature Chapter 20 to 21 Unit 7- Aptitude Test Chapter 25 Unit 8- Value Education and Life skills Chapter 27 Unit 10- Health and Fitness Chapter 29(Reading & Discussion)	Enhance knowledge on Indian and world literature. To know about consumer rights, sustainable development.	Classroom discussion on National Game Hockey.

September	Model Test Paper - I, Revision & Mid Term Exams		
October	Unit 1- Natural world Chapter 30 to 33 Unit 7- Aptitude Test Chapter 51	Enhance knowledge about wonders of nature.	Make a Collage of species and herbs.
November	Unit 2- Science and Technology Chapter 34 to 37 Unit 3- India and the World Chapter 38 & 39 Unit 7- Aptitude Test Chapter 52	Enhance knowledge about advancement of medical science To know about Indian defence forces.	Classroom discussion on Indian awards in various fields.
December	Unit 3- India and the World Chapter 40 to 43 Unit 4- Art and Leisure Chapter 44 & 45 Unit 7- Aptitude Test Chapter 53 Unit 8- Value Education and Life skills Chapter 55 (Reading & Discussion only)	To know about architectural wonders. To know about International singers. To know about major sports events and personalities.	Discussion on major entertainment awards.
January	Unit 5- Sports and Games Chapter 46 to 48 Unit 6- Language and Literature Chapter 49 & 50 Unit 7- Aptitude Test- Chapter 54 Unit 8- Value Education and Life skills- Chapter 56 Unit 9 - Mother Earth Chapter 57 (Reading & Discussion only) Unit 10- Health and Fitness Chapter 58 (Reading & Discussion only)	To know about different genres. Enhancing knowledge about Sustainable Development To know about Kyoto Protocol To know about various yoga techniques and their benefits	Discussion on Steps for sustainable Development
February	Model Test Paper - I, Ask more, Know More- Reading and Discussion for Final Term		

SYLLABUS OF CYCLE TEST 1 (02.05.2025)

Subject	Description	Marks
Happiness	Ch 1,2	09
Deshbhakti	Bal Gangadhar Tilak	
G.K. Term-1	Unit 1 - Ch 1 to 5, Unit 7-Ch-23 Work Completion	09 02
	Total	20

SYLLABUS OF CYCLE TEST II (01.12.2025)

Subject	Description	Marks
Happiness	Ch 7,8	09
Deshbhakti	Maharana Pratap	09
G.K. Term-2	Unit 1 - Ch 31,33 Unit 2- Ch 36 Unit 3 - Ch 40, Unit 7 Ch 52 Work Completion	
	Total	20

BLUE PRINT - CYCLE TEST I & II

Ques. Pattern	No. of Ques x Marks	Marks
Happiness & Deshbhakti		
MCQ	6 x 0.5	3
Fill Ups	3 x 1	3
Short Q/Ans	3 x 1	3
General Knowledge :		
MCQ	6 x 0.5	3
Fill Ups	3 x 1	3
Short Q/Ans	3 x 1	3
Work Completion		2
	Total	20

BLUE PRINT - MID TERM AND FINAL EXAM

Ques. Pattern	No. of Ques x Marks	Marks
Life Skills		
MCQ	8 x 0.5	04
Fill Ups	4 x 1	04
True/False	4 x 0.5	02
Short Q/Ans	3 x 2	06
Cr. writing	1 x 3	03
General Knowledge		
MCQ	6 x 0.5	03
Fill Ups	3 x 1	03
True/False	4 x 0.5	02
Match the following	4 x 0.5	02
Short Q/Ans	3 x 1	03
Almanac	3 x 1	03
Current Affairs	6 x 0.5	03
Work Completion	-----	02
	Total	40

SYLLABUS OF MID TERM EXAM(10.09.2025)

Subject	Description	Marks
Happiness	Ch 3 to 6	19
Deshbhakti	Ch 3 to 6	
G.K. Term-1	Unit 2- Ch 9, Unit 3- Ch 13, Unit 4- Ch 15, Unit 5- Ch 19 Unit 6- Ch 21, Unit 7- Ch 23,25 Unit 8- Ch 27, Unit 9- Ch 28 Work Completion	19
	Total	40

SYLLABUS OF FINAL EXAM(____2026)

Subject	Description	Marks
Happiness	Ch 9 to 12	19
Deshbhakti	Ch 9 to 12	
G.K. Term-2	Unit 3- Ch 39, 41 Unit 4- Ch 44,45 Unit 5- Ch 48, Unit 6- Ch 49 Unit 7- Ch 54, Unit 8- Ch 56 Work Completion	19
	Total	40

ART & CRAFT GRADE-6 (2025-26)

(Book Name- Millennium Mac book)

MONTH	UNIT	DESCRIPTION	ACTIVITY
APRIL	Unit-I : Elements of Art Unit-II: Drawing Tools	Line, shapes and fun, space, colour value, texture. Pencils, pastel colours, poster colours, water colours, pen and ink.	Head Gear / Book Mark
MAY	Unit-III: Colour Theory Unit-IV: Texture	Colour wheel, colour family, colour combination, colour value Texture, impressions, use of texture	Mother's Day Card Flower Bouquet
JULY	Unit-V : Light & Shade Unit-VI: Drawing	Artificial lights, natural light Objects, trees, flowers and leaves	Clay Modelling
AUGUST	Unit-VII : Human Figure Unit-VIII: Composition	Human body proportion, human faces, features of face. Drive in school, shopping, independence day	Paper craft - Folder and Rakhi Making
SEPTEMBER	Revision & Mid-Term Assessment		
OCTOBER	Unit-IX : Perspective Unit-X: Poster Design	One, Two, Three point perspective, Eye Level Adventure poster, conveying a message	Diwali Toran/Lantern Making Halloween Mask Making
NOVEMBER	Unit-XI : Folk & Tribal Art Unit-XII: Calligraphy	Madhubani, Rajasthani miniature, Kalamkari, Warli and Patchitra Paintings. Calligraphy on invitation card, font and logo design, calligraphy at religious art and documents	Guru Nanak Poster / Paper flowers
DECEMBER	Unit-XIII : Collage Unit-XIV: Heena & Tattoo art	Photo, paper and waste material. Heena art, tattoo art	Christmas activity New Year Card making
JANUARY	Unit-XV : Border Design Unit-XVI: Indian Art & Artists	Symmetrical and asymmetrical borders. Raja Ravi Verma	3D Card for Republic day Lohri activity
FEBRUARY	Revision & Final Assessment		

MUSIC GRADE-6 (2025-26)

(Book Name- Symphony Level 6)

Month	Theory	Practical	Activity
April	Pg-2 (Points to remember while teaching Symphony Book), Pg-3 Assembly Points , Pg-14 OM(ॐ)	Pg-17 प्रार्थना Pg-25 All things bright and beautiful	Focus on Assembly (Page-3) Points & Mantras Folk Dance Baishakhi Song (Any)
May	Pg-6 संगीत (अंग) Pg-16 बीज मंत्र + नवग्रह मंत्र	Pg-18 सरस्वती वंदना (हे शारदे माँ) Pg-26 School Song	Theatre Basis (Page -98) Dance(solo- group) Any Folk Song
July	Pg-7 शुद्ध स्वरों में पलटें /सरगम गीत	Pg-19 हनुमान चालीसा Pg-27 Smile	Road Safety (Bullet) page Guru Purnima Song (Any) English Prayer (Any New)
August	Pg- 8 तीन ताल	Pg-20 खेले हम जी जान से Pg-28 Respect	Any Patriotic Song Raksha Bandhan Song- (Any) Dance (Solo/ Group)
September	Revision and Assessment		
October	Pg- 9 नवरास एवं गीत	Pg-21 हास्य योग Pg-29 I Believe I can Fly	Tongue Twister (Page -35) (Bhajan on Gandhi ji) Any Navaratri Song/ Dandiya

Month	Theory	Practical	Activity
November	Pg no-10 हस्त मुद्राएँ	Pg-22 अभी नहीं तो कभी नहीं Pg-30 Education	Any Children's Day Song ध्यान योग (स्वयं से प्रेम) Pg-37 Any Diwali Song
December	Pg no-11 वाद्यों के प्रकार	Pg-23 शिक्षक गीत Pg-31 I have a dream	Christmas Carol New Year Song (Self Composed Song) Pg-98
January	Page No - 13 नृत्य	Pg no. 24 सफलता का आधार विवेक Pg-32 Love is life	Page - 50 (Self Composed Song) Any Song on Republic Day English Song Any Song / Dance on Spring Season.
February	Revision and Assessment		

LIBRARY GRADE-VI (2025-26)

Month	Syllabus	Activity
April	Reading of Panchtantra tales	DIY Bookmarks- create themed with quotes
May	Newspaper reading Religious Books	Debate- “E-Book Vs. Physical Books-” Discuss pros and cons in groups.
July	Reading of Biographies	Book Critic:- Write a review of recently read book.
August	Amar Chitra Katha	Literary Quiz
September	Revision and Assessment	
October	Reading of Novels	Author Study- Read about an author and write 3 interesting facts about him
November	Encyclopedias	Library Decoration- Create a poster or Book Jacket for Library Display Board.
December	Folk tales reading	Poetry Slam- Write and perform a poem inspired by book.
January	Fiction & Non-Fiction	Research Project- Use library resources to complete a mini project.
February	Motivational Stories reading	Create a book trailer- Make a short video to promote a book for their choice

PHYSICAL EDUCATION GRADE-VI








Month	Syllabus/Activity
April, May	<ul style="list-style-type: none"> Exercises with Thera Band, Hurdle race. Volley Ball, Badminton. Sitting Stance of Kho Kho.
July	<ul style="list-style-type: none"> Frisbee Rubber Ring activities Push up position and pass game. Chasing in Kho Kho
August	<ul style="list-style-type: none"> Hula Hoop activities Fitness ladder activities Giving Kho and running on a straight line
September	Revision and Assessment
October	<ul style="list-style-type: none"> Zig Zag race with High cones Dodging in Kho Kho
November	<ul style="list-style-type: none"> Modified Discuss Throw, Hammer Throw Chain in Kho Kho
December	<ul style="list-style-type: none"> Skills of high jump Toe tapping in Kho Kho
January	<ul style="list-style-type: none"> Obstacle Races with Hurdles and cone 3 -2 -3 chain in Kho Kho
February	Revision and Assessment

VEDIC MATHS GRADE-6 (2025-26)

(Book Name- Vedic Maths-1)





MONTH	DESCRIPTION
APRIL	Introduction to Vedic Maths Complements (Page-5 to 7), All from 9 last from 10 (Page-10 to 14) Concept Learning and Mind Calculations
MAY	Revision of Complements and All from 9 last from 10 (Page-15); Addition (left to Right) ($2D + 2D$) (Page-16 to 20) Addition (left to Right) ($3D + 2D$, $4D + 2D$) (Page-21 to 25); Introduction to Viniculum (Page-77); Concept Learning and Mind Calculations
JULY	Viniculum (Page-77,78); Subtraction by Complement (Page-26,27) ; Integral (Page - 28,29); Rapid Subtraction (Page- 30 to 33); Concept Learning and Mind Calculations
AUGUST	Find the sum (Page-34,35); Squares ending with 5 (Page- 36) ;Finding Squares with Base method (2 digits) (Page- 37 to 40);Concept Learning and Mind Calculations
SEPTEMBER	Revision & Mid-Term Assessment
OCTOBER	Finding Squares with Base method (Page- 41 to 43); Find the Duplex - 2 Digits (Page - 44,45);Finding Squares with Duplex method (Page-46,47);Concept Learning and Mind Calculations
NOVEMBER	Find the Duplex - 3 Digits (Page - 48,49); Finding Squares with Duplex method (Page-50,51) ;Fusion Method Multiplication (Page-52 to 55); Concept Learning and Mind Calculations;
DECEMBER	Crisscross Multiplication method (Page-56 to 59);Multiplication by 11 (Page-60); Special Products (Page-61 to 65); Concept Learning and Mind Calculations; Tables (Page-66,67); Algebra (Page-68-70); Combined Operations (Page-71,72);
JANUARY	Special Products (Page-74,76); Find the squares - Algebra (Page-73,75);Concept Learning and Mind Calculations
FEBRUARY	Revision & Final Assessment

SCHEDULE OF ENRICHMENT ACTIVITIES- GRADE 6 (2025-26)



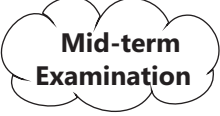



Month	Saturday-I	Saturday-II	Saturday-III	Saturday-IV	Saturday-V
April	<p><u>Introduction of Enrichment Day:</u> Teacher will discuss the significance of enrichment day with the students</p>	<p><u>Weather Report:</u> Compare the changes you have observed in the weather since the beginning of the session with comparison to the previous month and present them in a creative manner in Enrichment Scrapbook.</p> <p><u>Speech and Spark:</u> Organize sessions focused on public speaking. On the occasion of SDM Empowerment Day, Students will speak on the topic- What empowers me</p>	<p><u>Exploring Sea World:</u> Create any sea creature like Whale, octopus, fishes, star fish using waste material like bottle caps, wool, thread, ice cream sticks etc and paste them in Enrichment Scrapbook.</p>	<p><u>Speech and Spark:</u> Organize a session focussed on public speaking. Students can learn how to structure a speech, control their voice, and present confidently.</p> <p><u>Cultural Cuisine Day:</u> Students will research and make recipes from different cultures & conduct exhibition.</p>	
May					
July	<p><u>Podcast:</u> Create a Podcast dedicated to discussing current social issues, providing a platform for public discourse and promoting awareness.</p>	<p><u>Eco-Friendly Utensils:</u> Develop biodegradable cutlery made from sustainable materials. This will teach the students importance of environmental conservation.</p>	<p><u>Puzzle Point:</u> Students will create their own escape room-style puzzles or clue based on any theme of their choice.</p>	<p><u>Career Characters: (PPT)</u> Each student will research a career of interest and present it to the class via PPT & encouraging future career exploration.</p>	

July Month Activities are continued to next page.

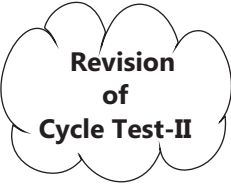




SCHEDULE OF ENRICHMENT ACTIVITIES- GRADE 6 (2025-26)

Month	Saturday-I	Saturday-II	Saturday-III	Saturday-IV	Saturday-V
July	<p><u>Break the Code:</u> Prepare types of code sheet which is having a pattern depending upon the same format. It can be in form of printed templates of codes. Choose any of the following situations: Planting crops in your field Cleaning your house for festival History of your city A poem you remember.</p>	<p><u>Sell it, if you can:</u> Sell any product or item of your choice available in the classroom or in the surrounding like table, bag, books etc. Choose any one of the following situation and type of selling method to the students in slips. Situations are as follows: Standing in front of school, cinema theater, near an airport etc.</p>	<p><u>Make Something out of Nothing!</u> Use Recyclable, waste material (things supposed to be thrown away like cardboard, empty plastic bottles, cartons etc. any other resources available in your locality), thread / ribbon, decorative items etc. and create a masterpiece out of it.</p>	<p><u>A Reporter's Flipbook:</u> Create a visual and word mix report of an incident, experience or our learning for their zines/mini booklet. Publish individual work and report their own stories/experiences.</p>	
August	<p><u>Comic Strip:</u> Students will address an issue i.e. "Pollution as a Global Challenge" using comic strips in a creative way to acknowledge current events, voice opinions, and entertain readers while keeping them up to date with the current affairs. <u>Make your own-NO stitch Cardboard/CD Coasters</u> Bring few CDs and cardboards to make a coaster. Few discarded patches of fabrics (size 15 cm* 15 cm or roughly 6 inch *6 inch) can be used. These coasters can be made by pasting or stapling.</p>			<p><u>Budding Writers</u> Write a blog based on the theme- India the land of festivals. Students will choose any one state & write a blog showcasing the different festivals celebrated in the state.</p> <p><u>Hindi Kavita Path (Poetry Recitation):</u> Host a poetry recitation competition where students memorize and recite famous Hindi poems. This improves pronunciation, memorization, and expression.</p>	



SCHEDULE OF ENRICHMENT ACTIVITIES- GRADE 6 (2025-26)

Month	Saturday-I	Saturday-II	Saturday-III	Saturday-IV	Saturday-V
September	 Mid-term Examination	 Mid-term Examination	 Mid-term Examination	<p><u>Narrate a story:</u> Students are required to take newspaper images, observe and identify the things in them. They have to frame a story with those objects. It will help them to enhance their vocabulary.</p> <p><u>Ad-jingles:</u> Students can sit in groups and they can prepare innovative advertisement for the products of daily use. They can give a suitable tag line too. It will develop their team spirit.</p>	 NA
October	 P.T.M	<p><u>Stem Suspense:</u> Build a Bridge: Using popsicle sticks, paper, or spaghetti, students will build a bridge that can support weight. This teaches physics concepts and engineering skills.</p> <p><u>Liberty of Literature:</u> Encourage reading by forming groups to discuss book review. Students can take turns leading discussions, sharing opinions, and connecting the stories to real-life events, which fosters both literacy and analytical skills.</p>	<p><u>Art Cart:</u> Set up an art station where students can work on creative projects, like pottery, painting, or recycled art. This encourages creativity and fine motor skills.</p> <p><u>Community and Care:</u> Organize volunteering activities, like creating cards for the elderly, packing care kits for shelters, or a school garden project. These foster empathy, teamwork, and community engagement</p>	<p><u>Vichar Prakash (Thoughts Sharing):</u> Encourage students to pick a moral value or famous Hindi proverb, write their thoughts on it, and present it to the class. This fosters critical thinking and communication skills.</p> <p><u>Fruits of Glow:</u> Students will generate usable skin care products using discards of the different fruits including peel, pulp & juice. They enumerate the use of different fruits available in kitchen for personal, beauty & skin care purposes.</p>	 NA

SCHEDULE OF ENRICHMENT ACTIVITIES- GRADE 6 (2025-26)

Month	Saturday-I	Saturday-II	Saturday-III	Saturday-IV	Saturday-V
November	<p><u>Photo-a-day project</u> Divide students into pairs or small groups and give them simple tasks like to capture surrounding that represents happiness or take a photo emphasizing the Rule of Thirds.</p> <p><u>Designing your fabric:</u> Students can sit in groups & think of various possibilities of block prints, tie & dye & various motifs on fabrics. This encourages them to learn how hand block printing works on any fabric. (blocks can be prepared with various vegetables e.g lotus stems, potatoes etc.</p>	<p><u>Flower Power:</u> Introduce students to a florist & learn the making of different floral arrangement / bouquet (Ikebana). Display them in an exhibition.</p> <p><u>Use your care box:</u> Make placard, ppt or pictures of various first aid tools. Make students learn about uses of different tools of first aid box by giving them various situations. For example: Your brother was cooking and he burnt his finger.</p>	<p><u>Art Integration:</u> Students will craft an image, which will then be rotated within the circle to create that repetitive mandala effect by spring mandala art. This will encourage their creative skills.</p> <p><u>Explore Patterns:</u> Explore outdoor environment such as botanical garden or natural park & observe mathematical patterns & structure in plants & animals which develop creativity and logical Skills.</p>	<p><u>Own Creation</u> You are a board game manufacturer & are assigned a task of creating a board game. Make your own board game neat, interesting & creative centered on mathematical concepts that create critical & strategic thinking.</p> <p><u>Self-Assessment:</u> Students are required to sit in a comfortable position, close their eyes and think about their own qualities. They have to jot down any five adjectives describing them.</p>	 <p>Revision of Cycle Test-II</p>
December	 <p>Cycle Test-II</p>	 <p>Cycle Test-II</p>	<p><u>Shrutlekhan (Dictation):</u> Conduct dictation exercises using passages from Hindi literature. It strengthens listening skills, vocabulary, and spellings in Hindi.</p> <p><u>Nukkad Natak (Street Play):</u> Students write and perform a short play on a social issue in Hindi. This activity builds teamwork, social awareness, and analytical abilities. Topics :- Importance of financial Literacy/ Addiction to Electronic gadgets.</p>	 <p>P.T.M</p>	 <p>NA</p>

SCHEDULE OF ENRICHMENT ACTIVITIES- GRADE 6 (2025-26)

Month	Saturday-I	Saturday-II	Saturday-III	Saturday-IV	Saturday-V
January	 Winter Break	<p><u>Coding Command:</u> Introduce students to basic coding languages like Scratch or Python. They can create simple games, animations, or websites, which gives them a foundation in programming and enhances logical thinking.</p> <p><u>Math Scavenger Hunt:</u> Create a list of math problems or riddles and hide them around the classroom or school. Students can work in pairs or small groups to solve the problems and find hidden clues.</p>	<p><u>Geo Coaching:</u> A treasure hunt using GPS devices where you search for hidden items in your area which will lead to cognitive development of students.</p> <p><u>Crafty Canvas:</u> Make your own art, jewellery or home décor of any tribal community as it will develop innovative skills & make students independent.</p>	 P.T.M	<p><u>Analyzing Ads or News Articles:</u> Provide students with ads, articles, or social media posts that talk about child labor to analyze the language, imagery, and message to understand the awareness of it.</p> <p><u>Road signals memory game:</u> Print or draw various road signs on cards (e.g., stop sign, yield sign, pedestrian crossing, speed limit, etc. on a flat surface like a table or the floor where you can spread out the cards and players take turns flipping two cards at a time.</p>

Notes
